

# Robservations

Newsletter from indyguitar

*Monthly guitar talk from a Voice of Teaching Experience in Indianapolis.*



I have taught over 80,000 private guitar lessons in 45 years.

In the last few years, I have archived what I have learned about guitar, music and the way people learn, and what challenges, strengths, and weaknesses are common in the typical guitar student. In this free newsletter I plan to discuss many topics from scales and chords to gear.

*Rob*

## One of the Best!.

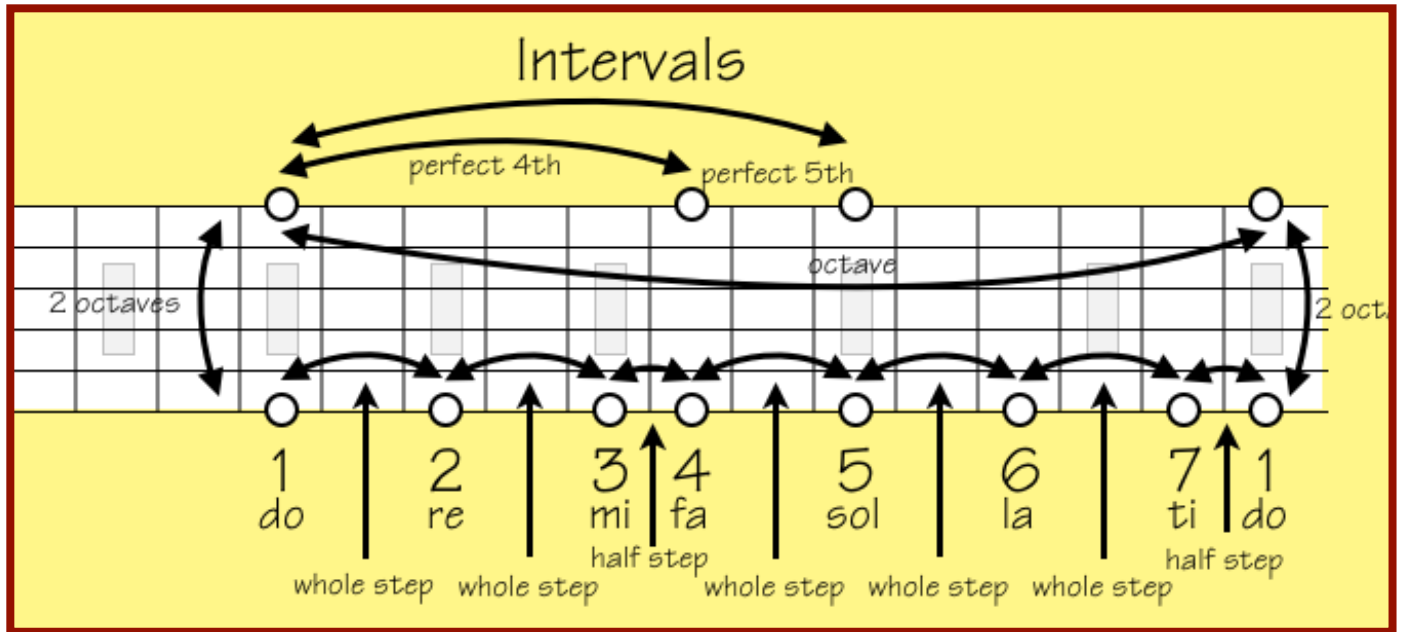
February 21, 2011

Rob started playing guitar in high school. He became an absolute sponge for musical knowledge, learning guitar and music theory. He has since mastered theory, bass keyboards, drums, live sound, mixing, recording, teaching and most anything else you can think of. I have taken lessons from Rob and my ability to play guitar began improving from day one. Had I not been lazy and stayed with it, there is no doubt in my mind I would have become quite accomplished. Rob tells it like it is- if your expectations are too high for the effort you're putting in, he will tell you. He will not sugar coat it, or tell you what you want to hear, just to keep selling lessons. Regardless of your aspirations, Rob can provide you with the tools to achieve your goals.

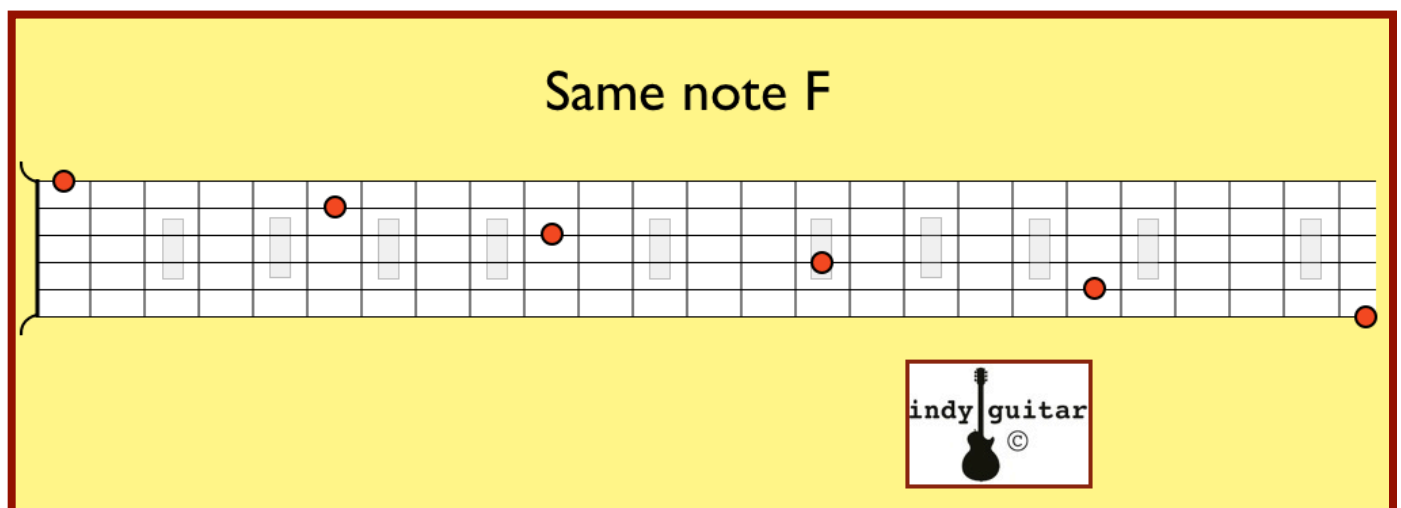
Rob's style teaches more than music- he teaches dedication, problem solving, and overcoming obstacles. People that stay with his program learn values that they can apply to all phases of their lives. He's one of the best!

It takes a lot more than 'magic' fingers to reach his level, it takes 45+ years of passion and dedication. One of the best there is- period!

*Harold Rothkopf*



Every guitar player is totally unique, just like everybody else. I'm amazed how many people do not know interval's and might get the concept on one string or horizontal movement when switching from one string to another one totally lost let's start with one string.



## G CAGED variations

G Major pentatonic is derived from the G Major diatonic scale

G A B C D E F G

I ii iii IV V vi vii I

G A B ~~C~~ D E F ~~G~~

There are no 1/2 steps now

The C (IV) and F (vii) are removed to make the pentatonic scale  
These notes are the 3rd and 7th of the dominant chord D7

G A C D F G relative major

E G A C D E relative minor

The tri-tone (blue note)(3 whole tones) is added to make the blues scale

E G A <sup>A#</sup> B D E

tri-tone (blue-note)added

1/2 steps



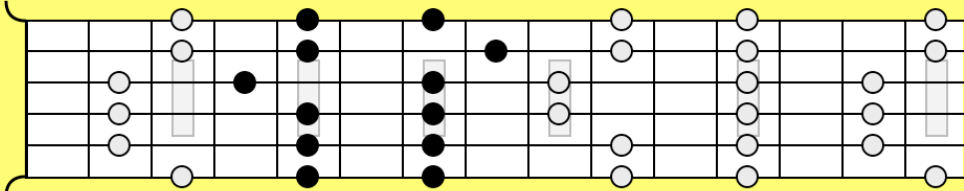

G/Em I

Japanese Pentatonic


fret (1/2 step) formula 2 2 3 2 3



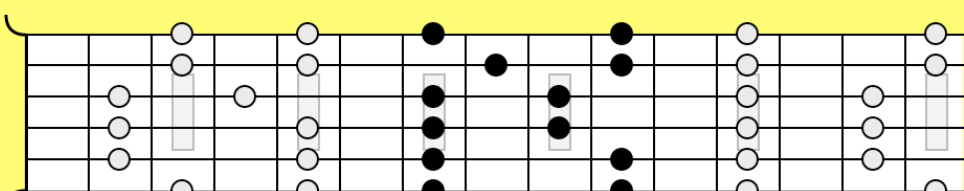
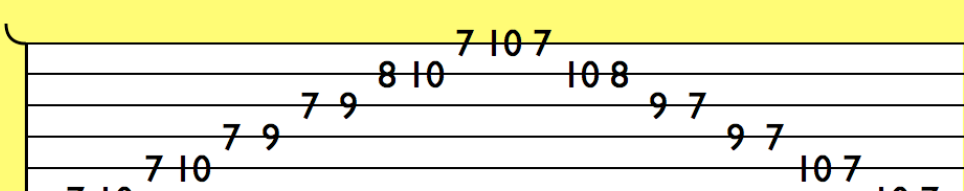
**G/Em                      ii**


fret ( $\frac{1}{2}$  step) formula 2 3 2 3 2



**G/Em                      iii**

fret ( $\frac{1}{2}$  step) formula 3 2 3 2 2



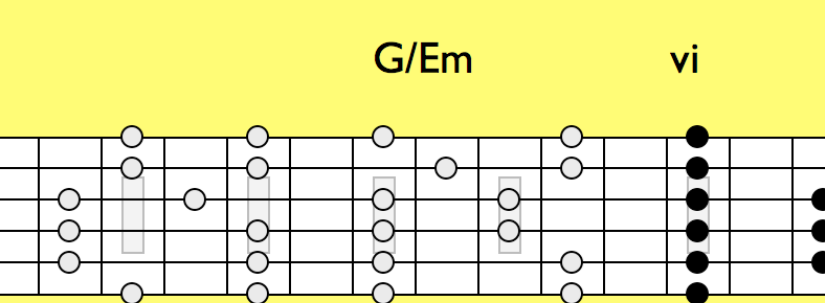
G/Em V

10 12 9 12 10 12 12 9 12 10 12 10

fret ( $\frac{1}{2}$  step) formula 2 3 2 2 3

indy guitar ©

G/Em vi



fret ( $\frac{1}{2}$  step) formula 3 2 2 3 2

